








HIMOINSA®
THE ENERGY



MODEL
HYW-13 M5
INDUSTRIAL RANGE
Soundproof
Powered by YANMAR

-  A10
-  WATER-COOLED
-  SINGLE PHASE
-  50 HZ
-  NON REQUIRED 97/68
-  DIESEL

Generating Rates



SERVICE		PRP	STANDBY
Power	kVA	11,9	12,8
Power	kW	9,5	10,3
Rated Speed	r.p.m.	1.500	
Standard Voltage	V	230/115	
Rated at power factor	Cos Phi	0,8	

01

HIMOINSA Company with quality certification ISO 9001

HIMOINSA gensets are compliant with EC mark which includes the following directives:

- 2006/42/CE Machinery safety.
- 2006/95/EC Low voltage.
- 2004/108/CE Electromagnetic compatibility.
- 2000/14/EC Sound Power level. Noise emissions outdoor equipment. (amended by 2005/88/EC)
- 97/68/EC Emissions of gaseous and particulate pollutants. (amended by 2002/88/EC & 2004/26/EC)
- EN 12100, EN 13857, EN 60204

Ambient conditions of reference according to ISO 8528-1:2005 normative: 1000 mbar, 25°C, 30% relative humidity.

Prime Power (PRP):

According to ISO 8528-1:2005, Prime power is the maximum power which a generating set is capable of delivering continuously whilst supplying a variable electrical load when operated for an unlimited number of hours per year under the agreed operating conditions with the maintenance intervals and procedures being carried out as prescribed by the manufacturer. The permissible average power output (Ppp) over 24 h of operation shall not exceed 70 % of the PRP.

Emergency Standby Power (ESP):

According to ISO 8528-1:2005, Emergency standby power is the maximum power available during a variable electrical power sequence, under the stated operating conditions, for which a generating set is capable of delivering in the event of a utility power outage or under test conditions for up to 200 h of operation per year with the maintenance intervals and procedures being carried out as prescribed by the manufacturers. The permissible average power output over 24 h of operation shall not exceed 70 % of the ESP

HIMOINSA HEADQUARTERS:

Fábrica: Ctra. Murcia - San Javier, Km. 23,6 | 30730 SAN JAVIER (Murcia) Spain
Tel.+34 968 19 11 28 Fax +34 968 19 12 17 Fax +34 968 19 04 20 info@himoinsa.com www.himoinsa.com

Manufacture facilities:

SPAIN • FRANCE • INDIA • CHINA • USA • BRASIL

Subsidiaries:

ITALY | PORTUGAL | POLAND | GERMANY | SINGAPORE | UAE | MEXICO | PANAMÁ | ARGENTINA | UK





Engine Specifications 1.500 r.p.m.

ENGINE		PRP	STANDBY
Rated Output	kW	12,2	13,2
Manufacturer		YANMAR	
Model		3TNV88 BGGEH	
Engine Type		Diesel 4 strokes-cycle	
Injection Type		Direct	
Aspiration Type		Natural	
Cylinders Arrangement		3 - L	
Bore and Stroke	mm	88 x 90	
Displacement	L	1,642	
Cooling System		coolant	
Lube Oil Specifications		SAE 3 class 10W30 / API grade CD,CF	
Compression Ratio		19,1	
Fuel Consumption StandBy	l/h	3,51	
Fuel Consumption 100% PRP	l/h	3,19	
Fuel Consumption 75 % PRP	l/h	2,50	
Fuel Consumption 50 % PRP	l/h	1,83	
Lube Oil Consumption Full Load	g/kwh	0,27	
Total Oil Capacity	L	6,7	
Total Coolant Capacity	L	4,8	
Governor	Type	Mechanical	
Air Filter	Type	Dry	
Inner diameter exhaust pipe	mm	36	

Generator

Generator		
Poles	Num	4
Winding Conections (standard)		Double delta
Frame Mounting		S-4 7,5"
Insulation	Class	H class
Enclosure (according IEC-34-5)		IP23
Exciter System		self-excited, brushless
Voltage Regulator		A.V.R. (Electronic)
Bearing		Single bearing
Coupling		Flexible disc
Coating type		Standard (Vacuum impregnation)



Application Data

Exhaust System		
Maximum exhaust temperature	°C	450
Exhaust Gas Flow	m ³ /min	3,07
Maximum allowed back pressure	mm H ₂ o	1300
Exhaust Flange Size (external diameter)	mm	50

Air Inlet System		
Intake Air Flow	m ³ /h	66,5
Cooling Air Flow	m ³ /s	0,7
Alternator fan air flow	m ³ /s	0,09

Starting System		
Starting Motor	kW	1,2
Starting Motor	CV	1,63
Recommended Battery Capacity	Ah	66
Auxiliary Voltage	Vcc	12

Fuel System		
Fuel Oil Specifications		Diesel
Fuel Tank	L	22
Other Fuel tank capacity	L	100, 40



Dimensions



A10 Weight and Dimensions		
(L) Length	mm	1.475
(H) Height	mm	1.104
(W) Width	mm	750
Maximum shipping volume (standard supplier)	m3	1,22
(*) Wet weight	Kg	537
Fuel tank capacity	L	22
Autonomy	Hours	9
Sound pressure level	dB(A)@7m	57 ± 2,3
(*) (with standard accessories)		STANDARD VERSION (Plastic tank)

Himoinsa has the right to modify any characteristic without prior notice.
Weights and dimensions based on standard products. Illustrations may include optional equipment.
Technical data described here correspond with the available information at the moment of printing.
Industrial design under patent.

Local Distributor



Dimensions of other available versions

Weight and Dimensions		
(L) Length	mm	1.475
(H) Height	mm	1.275
(W) Width	mm	750
Maximum shipping volume (standard supplier)	m ³	1,41
(*) Wet weight	Kg	652
Fuel tank capacity	L	100
Autonomy	Hours	40
Sound pressure level	dB(A)@7m	57 ± 2,3
(*) (with standard accessories) HIGH CAPACITY VERSION (Steel tank)		

Weight and Dimensions		
(L) Length	mm	1.475
(H) Height	mm	1.208
(W) Width	mm	750
Maximum shipping volume (standard supplier)	m ³	1,34
(*) Wet weight	Kg	Ask
Fuel tank capacity	L	40
Autonomy	Hours	16
Sound pressure level	dB(A)@7m	57 ± 2,3
(*) (with standard accessories) HIGH CAPACITY VERSION (Steel tank)		

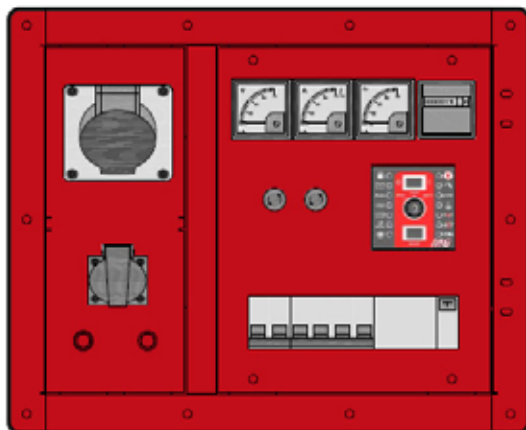


CONTROL PANEL MODEL

MODEL
HYW-13 M5
INDUSTRIAL RANGE
Soundproof
Powered by YANMAR

M6

Control panel of free voltage contactand tetra polar thermal magnetic protection or bipolar (depending on voltage) and differential relay. M6



M5

Digital manual auto-start control panel and thermal magnetic protection (according to voltage and phase) and differential relay. CEM7



AS5

Automatic control panel WITHOUT ATS (Automatic Transfer Switch) and WITHOUT mains control with CEM7.
(*) As optional AS5 with CEA7. Automatic control panel without ATS (automatic transfer switch) and with mains control.





CONTROL PANEL MODEL

CC2

Himoinsa External ATS WITH visualization display. CEC7



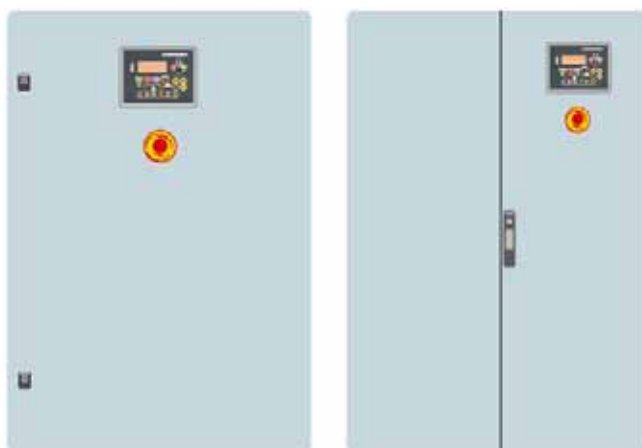
AS5 + CC2

Automatic with mains control and ATS with visualization. The visualization will be in the genset and in the ATS box. CEM7+CEC7



AC5

Automatic Mains Failure control panel. Wall mounted Automatic control panel including transfer switch with thermal magnetic protection (according to voltage and phase). CEA7





Controllers Features

	CEM 7	CEC 7	CEA 7	CEM7 + CEC7
GENERATOR READINGS				
Voltage among phases
Voltage among phases and neutral
Amperage
Frequency
Apparent power (kVA)
Active power (kW)
Reactive power (kVAr)
Power factor
MAINS READINGS				
Voltage among phases	x	.	.	.
Voltage among phase and neutral	x	.	.	.
Amperage	x	.	.	.
Frequency	x	.	.	.
Apparent power	x	X	.	.
Active power	x	X	.	.
Reactive power	x	X	.	.
Power factor	x	X	.	.
ENGINE READINGS				
Coolant temperature	.	X	.	.
Oil pressure	.	X	.	.
Fuel level (%)	.	X	.	.
Battery voltage	.	X	.	.
R.P.M.	.	X	.	.
Battery charge alternator voltage	.	X	.	.
ENGINE PROTECTIONS				
High water temperature	.	X	.	.
High coolant temperature by sensor	.	X	.	.
Low engine temperature by sensor	.	X	.	.
Low oil pressure	.	X	.	.
Low oil pressure by sensor	.	X	.	.
Low coolant level	.	X	.	.
Unexpected shutdown	.	X	.	.
Fuel storage	.	X	.	.
Fuel storage by sensor	.	X	.	.
Stop failure	.	X	.	.
Battery voltage failure	.	X	.	.
Battery charge alternator failure	.	X	.	.
Overspeed	.	X	.	.
Underspeed	.	X	.	.
Start failure	.	X	.	.
Emergency Stop
ALTERNATOR PROTECTIONS				
High frequency
Low frequency
High voltage
Low voltage
Short-circuit	.	X	.	.
Asymmetry among phases
Incorrect phase sequence
Inverse power	.	X	.	.
Overload	.	X	.	.
Genset signal droop

- Standard
- x Not included
- Optional

NOTE: All protections are programmable to make "warning" or "stop with cooling time" or "without"



Controllers Features

	CEM 7	CEC 7	CEA 7	CEM7 + CEC7
COUNTERS				
Total hour counter	•	•	•	•
Partial hour counter	•	•	•	•
Kilowattimeter	•	•	•	•
Starts valid counters	•	•	•	•
Starts failure counters	•	•	•	•
Maintenance	•	•	•	•
COMMUNICATIONS				
RS232	•	•	•	•
RS485	•	•	•	•
Modbus IP	•	•	•	•
Modbus	•	•	•	•
CCLAN	•	X	•	•
Software for PC	•	•	•	•
Analogic modem	•	•	•	•
GSM/GPRS modem	•	•	•	•
Remote screen	•	X	•	•
Telesignal	•(8+4)		•(8+4)	•(8+4)
J1939	•	X	•	•
FEATURES				
Alarms history	(10) / (+100)	-10	(10) / (+100)	(10) / (+100)
External start	•	•	•	•
Start inhibition	•	•	•	•
Mains failure start	•(CEC7)	•	•	•
Start under normative EJP	•	X	•	•
Genset contactor activation	•	X	X	•
Main & Genset contactor activation	X	•	•	•
Fuel transfer control	•	X	•	•
Engine temperature control	•	X	•	•
Manual override	•	X	•	•
Programmable alarms	•	X	•	•
Genset start function in test mode	•	X	•	•
Programmable outputs	•	X	•	•
Multilingual	•	•	•	•
SPECIAL FUNCTIONS				
Positioning GPS	•		•	•
Synchronization with mains	•		•	•
Mains Synchronism	•		•	•
Second Zero suppression	•		•	•
RAM 7	•		•	•
Remote screen	•		•	•
Timer	•		•	•

- Standard
- x Not included
- Optional

CEC7: available when the controller CEC7 is incorporated to the installation
MPS 5.0: available application when the module MPS 5. has been incorporated to the panel.
Note: AS5 + CC2 configuration, will have all CEM7 functionality plus CEC7 mains readings.



Generating Sets Standard and Optional Features

Engine

- Diesel engine
- 4 strokes-cycle
- Water-cooled
- 12V Electrical system
- Radiator with blowing fan
- Water separator decanting filter (visible level)
- Mechanical governor
- Dry air cleaner
- Hot parts protection
- Moving parts protection

Alternator

- Self-excited and Self-regulated
- IP23 protection degree
- Insulation H class

Electrical system

- Electric control panel with measurements devices and control display (according to necessity and configuration)
- Earth leakage protection adjustable (time & sensibility) standard in M5 and AS5 configuration with MCCB
- 2 poles circuit breaker
- Battery charger (standard on automatic control panels)
- Pre-heating resistance (standard on automatic control panels) / water jacket heater
- Battery charger alternator with ground connection
- Starting battery/ies installed and connected to the engine (supports included)
- Ground connection electrical installation with connection ready for ground pike (not supplied)
- Optional : · Battery isolator

Soundproofed version

- Oil sump extraction kit
- Versatility to assemble high capacity metallic fuel tank chassis
- Emergency stop button
- Sound attenuated canopy made of high quality steel metal.
- High mechanical strenght
- Low noise level
- Attenuation through high density rock wool material
- Epoxy Powder coating
- Easy acces for service mainteance
- Bunded chassis (works as liquids retention tray)
- Drain fuel tank cap
- Drain chassis cap
- Steel made residential silencer -35db(A) attenuation.
- Optional : · Fuel transfer pump



HIMOINSA®
THE ENERGY

MODEL
HYW-13 M5
INDUSTRIAL RANGE
Soundproof
Powered by YANMAR

PDF Summary

Created : 14/10/2015 08:34

Author : Himoinsa

Number of pages : 11

Report Type: Data Sheet - Industrial range

Generated by: HIMOINSA Engineering Dept.

Page 1. Genset data

Page 2. Engine Specifications. Generator Specifications.

Page 3. Installation Data

Page 4. Dimensions

Page 5. Dimensions of other available versions

Page 6. Control Panel Model

Page 7. Control Panel Model

Page 8. Controller features (I)

Page 9. Controller features (II)

Page 10. Generator Features & Options

Page 11. PDF Summary (ID454E393036363137)

http://www.himoinsa.com/generating-sets/90_22/diesel-generator-hyw-13_m5-yanmar-50hz-industrial-range-prp_11_9kva.aspx

